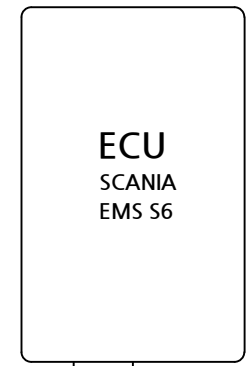

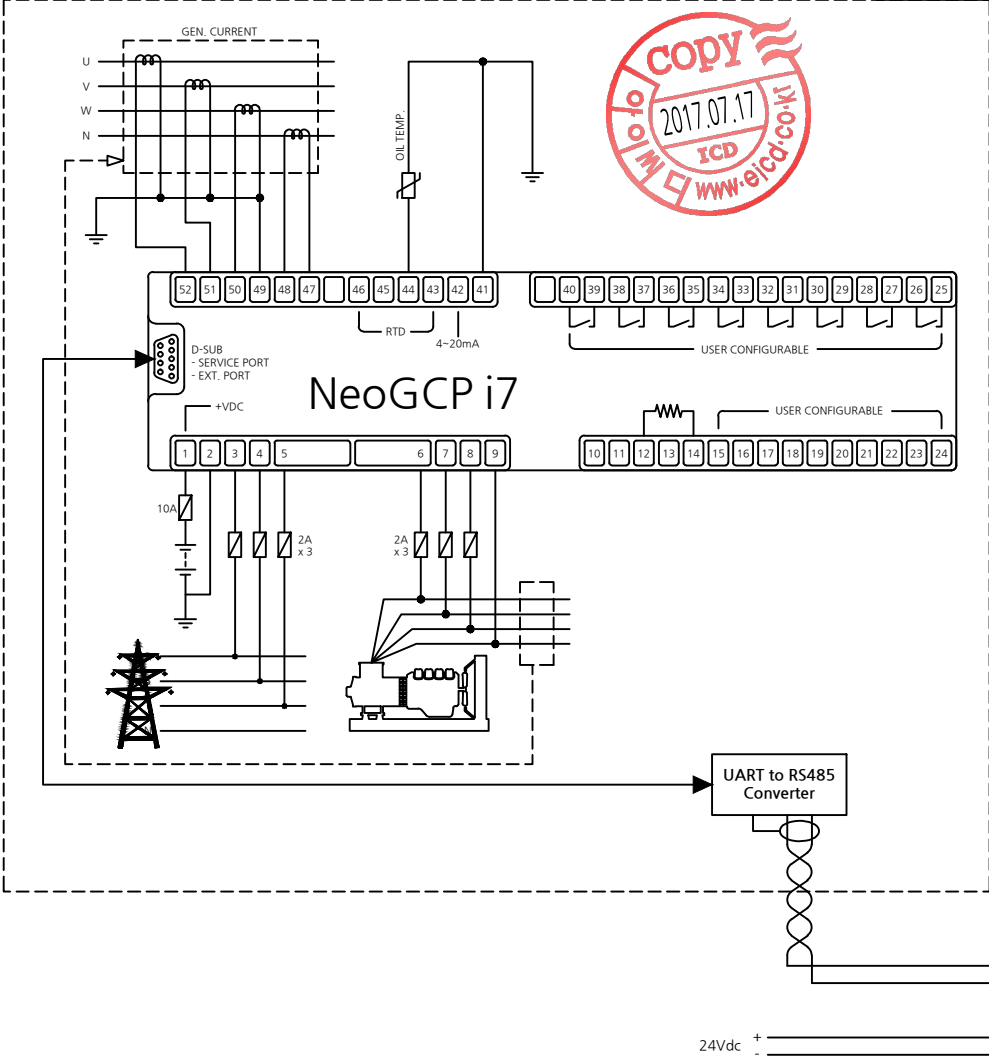


Mark	Q'TY	ECR No.	Description of change	Date	Created	Checked
------	------	---------	-----------------------	------	---------	---------

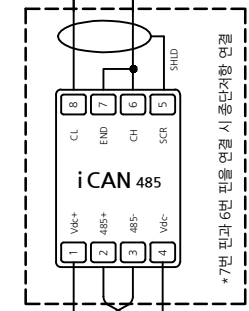
iCAN 485 (SCANIA EMS-S6 ECU) 설치 예

판넬 측

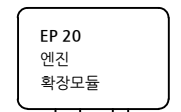
발전기 측



- NOTE**
- NeoGCP i7 D-SUB 포트와 RS485 컨버터 연결함
 - RS485 컨버터와 iCAN을 연결시 트위스트 쉴드선 1.5sq 이상 사용할 것
 - iCAN과 ECU 연결시 트위스트 쉴드선 1.5sq 이상 사용할 것



iCAN 485
 Input Voltage : DC 8 ~ 35 [V]
 Operation Temp. : -25 ~ +70 [°C]



*7번 핀과 6번 핀을 연결 시 중단저항 연결

All Dimensions in millimeters unless otherwise stated

<p>3rd Angle Projection</p>	<p>(주) 아이씨디 ICD CO.,LTD B-617, Smart Valley, Songdo-dong, Yeonsu-gu, Incheon, Korea www.eicd.co.kr</p>	Drafting	Design	Checked	Weight	Type	Drawing Name	
		2017.06.09	2017.07.17	2017.07.17		iCAN 485	SEQUENCE DIAGRAM (설치 예)	
		Munkhtulga	Munkhtulga	Tony	Scale	Project No.	Drawing No.	
This Drawing and the Design shown are the property of ICD CORP. and must not to be used or copied without their permission						N / S	42.99591-0051	Sheet 1 / 1